

QlikView

1 DEVELOPER

1 STAFF

8 USERS (OPS)

1 DEVELOPER

1 STAFF (captain)

8 USERS (OPS)

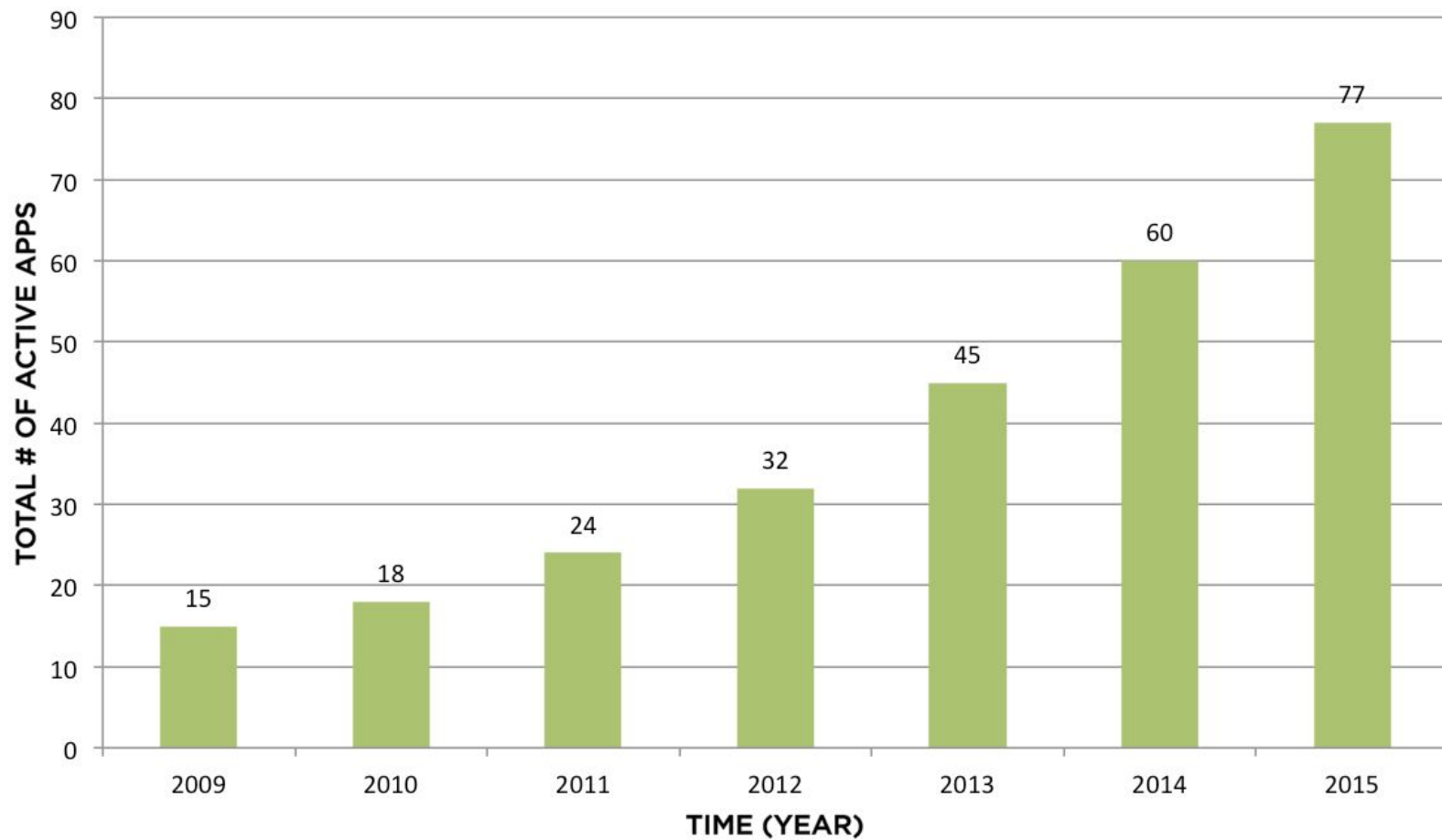
1 firefighter

5 lieutenants

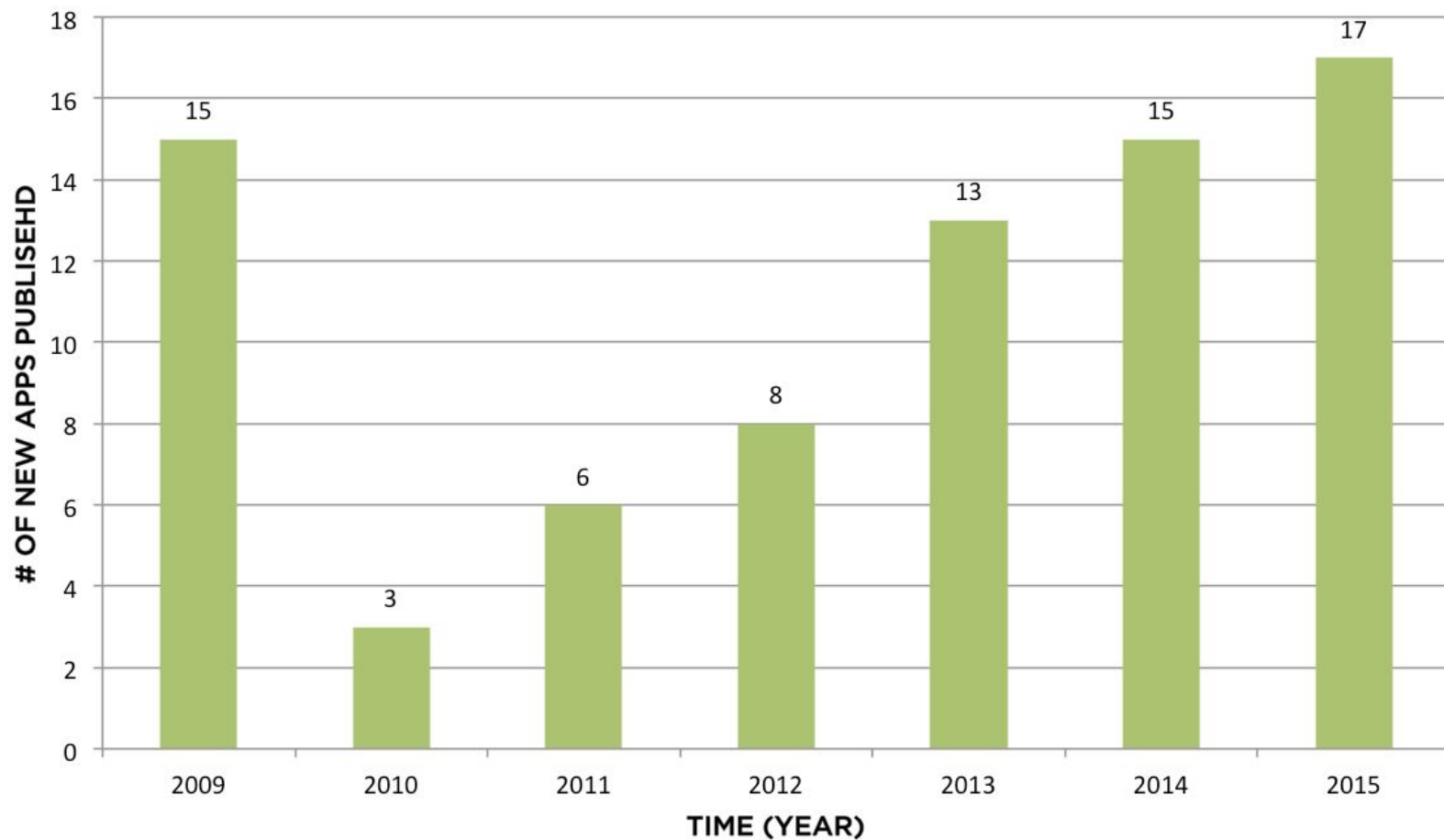
1 captain

1 battalion chief

ACTIVE APPS



NEW APPS PUBLISHED



WHAT WORKS

it shows you data in a way that's
easy to interpret

By User
By Application
Session Details
Server Events
User Computer
Server Performance
Memory Usage
Read Me

Year
2016
2015
2014

Jan	Feb	Mar	Apr	May	Jun
Jul	Aug	Sep	Oct	Nov	Dec
1	2	3	4	5	6
7	8	9	10	11	12
13	14	15	16	17	18
19	20	21	22	23	24
25	26	27	28	29	30
31					

License Type
Session
Named User
None

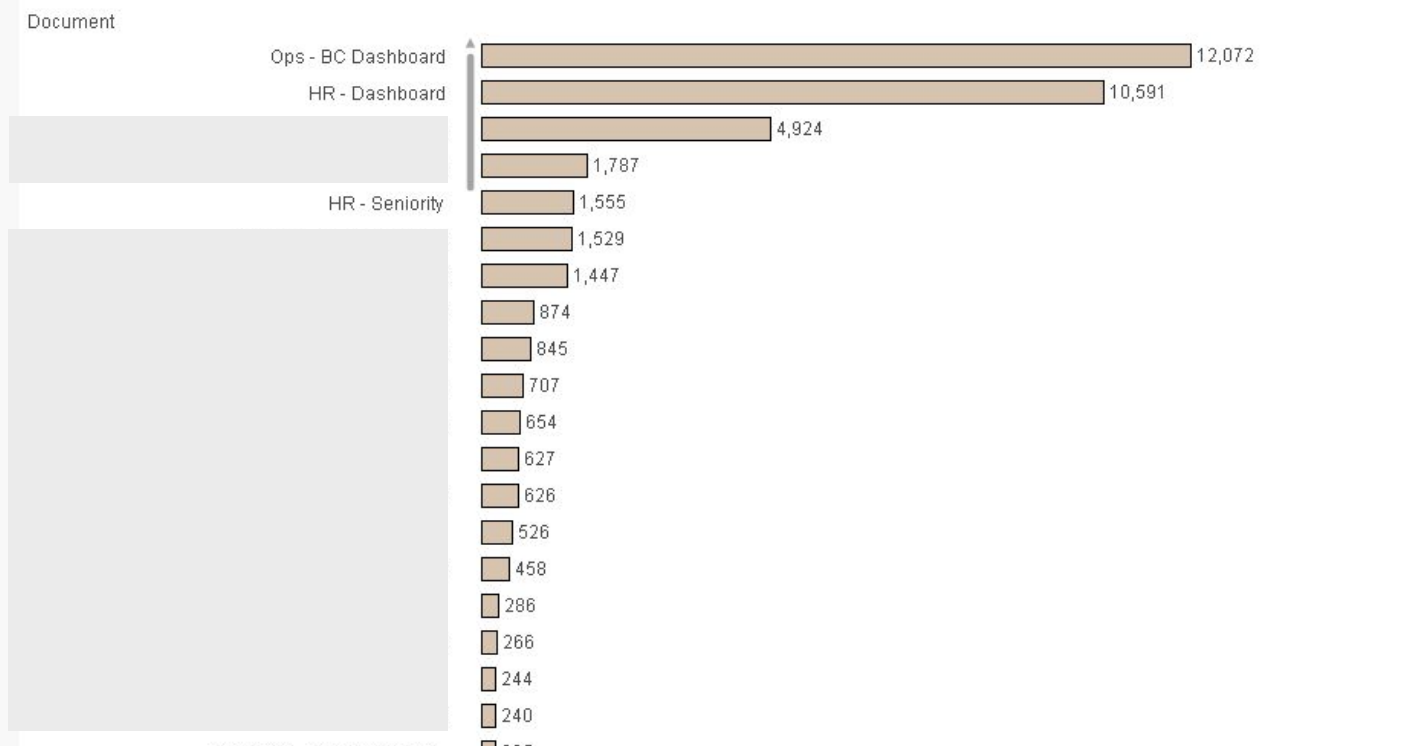
Department
Rank
Battalion
Shift
Company

Sessions
Total count 44322

Distinct Users
827

User Real Name

Number of Sessions (by Application)



- Bus Tech - AD Users and Groups
- Bus Tech - Bus Tech Requests
- Bus Tech - Governance Dashboard
- Bus Tech - QV Server Logs
- Bus Tech - QVPR Analysis
- Cadet Hiring - Applicant Reporting 2008
- Cadet Hiring - Applicant Reporting 2010
- Cadet Hiring - O-Board Schedule
- Cadet Hiring - Testing 2008
- Cadet Hiring - Testing 2010
- Cadet Hiring - Testing 2012-2013
- Cadet Hiring - Testing 2015
- Code Compliance - Structure Fires
- Comm - CAD Apparatus Paging
- Comm - CAD Paging
- Comm - CAD Personnel Access & Information
- Comm - CAD Personnel Paging
- Comm - CAD Response Plans
- Comm - CAD Station Penalty - Alternating Unit
- Comm - CAD Vehicle Information
- Comm - Caution Notes
- Comm - Caution Notes.qvw
- Comm - Incident Data 2014
- Comm - Incident Data 2014.qvw
- Comm - MDC Vehicle Cross Reference
- Comm - MDC Vehicle Cross Reference.qvw
- Comm - Multi-Agency Incident Link
- Comm - Multi-Agency Problem Link
- Ed Services - Certifications
- Ed Services - PFF Training
- Facilities - Station Development Profiles



BC Dashboard

Battalion			
BATT 0	BATT 4		
BATT 1	BATT 5		
BATT 2	BATT 6		
BATT 3			

Shift			
A	B	C	N

Captain's Complement			
000	015	027	038
001	017	028	040
003	018	031	
008	019	035	
014	020	036	

Station
ABIA
AFR
Air Shops
Communications
Community Outreach
Headquarters
Investigations
Medical Operations
Operations Support
Prevention
Safety BC
Safety Support
Station 01
Station 02
Station 03
Station 04
Station 05

Dispatched incidents are a count of assigned incidents by unit. This includes cancelled incidents.

Dispatched Incidents						
Shift	A		B		C	
Unit	CY 15 Monthly Average	Last 30 Day Total	CY 15 Monthly Average	Last 30 Day Total	CY 15 Monthly Average	Last 30 Day Total
	3	7	5	2	3	1
	3	4	3	1	3	2
	3	5	2	0	3	1
	22	16	22	21	21	19
	3	3	3	1	3	2
	1	0	0	0	1	0
	0	0	-	-	-	-
	13	12	14	15	12	7



Turnout Time Box Chart



Turnout Time Distribution Chart

Double click the boxes to open charts

The Turnout Time tables are filtered for Frontline Apparatus from In Station only.
Turnout Time remains from dispatch to enroute (respond button).

Travel Time - Enroute to Onscene						
Shift	A		B		C	
Unit	CY 15 Monthly Median	Last 30 Day Median	CY 15 Monthly Median	Last 30 Day Median	CY 15 Monthly Median	Last 30 Day Median
	03:49	03:05	01:59	00:07	02:22	07:01
	01:05	00:00	00:34	00:00	00:49	00:01

Turnout Time Incident Details
(Frontline Apparatus from In Station Only)



Selected Incident Details

All Incident Details
(All Apparatus from In and Out of Station)



All Incidents Details

Unit Type

Engine	Rescue
Ladder/Quint	ARFF

Code Status

Code 3	Left Blank	Code 1
--------	------------	--------

Month

Jan	Apr	Jul	Oct	Year
Feb	May	Aug	Nov	2015
Mar	Jun	Sep	Dec	2016

Hour

0:00	4:00	8:00	12:00	16:00	20:00
1:00	5:00	9:00	13:00	17:00	21:00
2:00	6:00	10:00	14:00	18:00	22:00
3:00	7:00	11:00	15:00	19:00	23:00

Call Type

Fire	HazMat	Medical	Other	Rescue
------	--------	---------	-------	--------

Alarm Type

*RA ABIA
*RA EMS
*RA LAW
Abdominal Pain Pri 2
Abdominal Pain Pri 2



I don't even know what I don't know.

This information is for internal department use only and shall not be released outside the department.

[For more information, please visit the Responsible Data Use page.](#)

Ops-BC Dashboard shows status of key areas of Combat Operations, including:

- Dispatched Incidents - number of calls
- Turnout Time - dispatch to enroute
- Travel Time - enroute to onscene
- NFIRS reports - percent complete; > 7 days, > 30 days, and > 60 days past due
- Inspections complete - hydrant and in-service
- Training completed - Ops CE, Spec Ops CE, AFR FAA CE, OMD Skills Annual Review (H.O.T.)

Data Sources:

- RMS: Incidents, TriTech, Hydrant & In-Service Inspections, Lesson Credits, and NFIRS tables
- Excel Mapping Tables - Spec Ops CE Requirements by Station and Apparatus Mapping Table
- Info Warehouse - ROS Mapping Table maps the Radio Name to the Apparatus Name

Refresh Schedule:

- Blackboard CE data is updated twice per week, usually on Tuesday and Thursday
- All other data is refreshed hourly. If it is in RMS at refresh, it will display in this Ops - BC Dashboard

**How to Use
Ops - BC Dashboard**

How to Copy

Please contact AC Doug [redacted] at [redacted] or Lisa [redacted] at [redacted]
with any questions or suggestions.



RECOMMENDATIONS

**CONSISTENCY,
EXPOSURE,
& TRAINING**

HOME

BUTTON

By User
By Application
Session Details
Server Events
User Computer
Server Performance
Memory Usage
Read Me

Year
2016
2015
2014

Jan	Feb	Mar	Apr	May	Jun
Jul	Aug	Sep	Oct	Nov	Dec
1	2	3	4	5	6
7	8	9	10	11	12
13	14	15	16	17	18
19	20	21	22	23	24
25	26	27	28	29	30
31					

License T...
Session
Named User
None

Department
Rank
Battalion
Shift
Company

Sessions
Total count
2071

Distinct Users
345

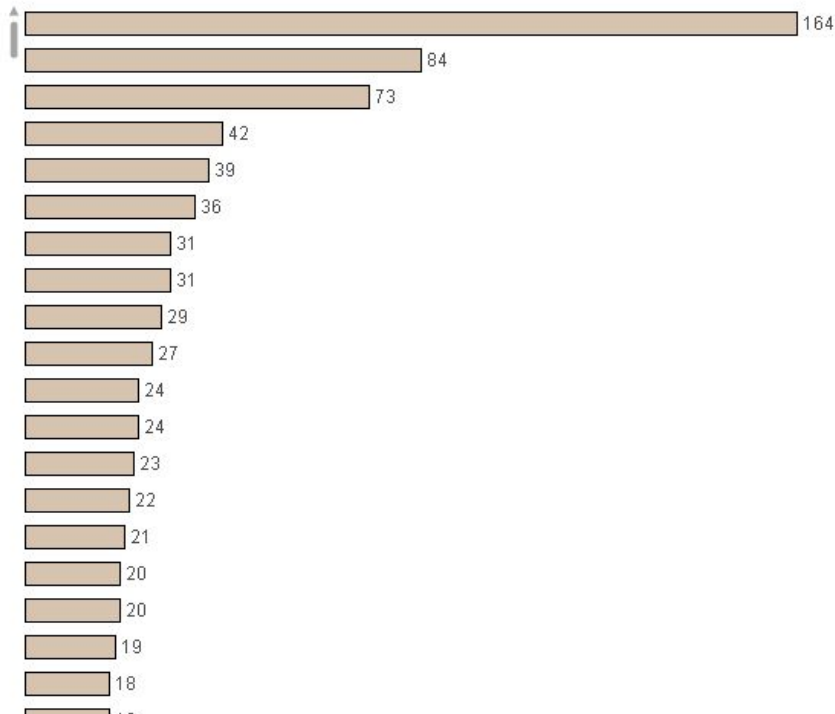
User Real Name

Number of Sessions (by User)

QlikView User



Audrey Lin



- \\AFD-BIS1011\D\$\Data\QVDistribution\Comm2\Comm - C
- Bus Tech - AD Users and Groups
- Bus Tech - Bus Tech Requests
- Bus Tech - Governance Dashboard
- Bus Tech - QV Server Logs
- Bus Tech - QVPR Analysis
- Cadet Hiring - Applicant Reporting 2008
- Cadet Hiring - Applicant Reporting 2010
- Cadet Hiring - Testing 2008
- Cadet Hiring - Testing 2010
- Cadet Hiring - Testing 2012-2013
- Cadet Hiring - Testing 2015
- Code Compliance - Structure Fires
- Comm - CAD Apparatus Paging
- Comm - CAD Paging
- Comm - CAD Personnel Access & Information
- Comm - CAD Response Plans
- Comm - CAD Station Penalty - Alternating Unit
- Comm - CAD Vehicle Information
- Comm - Caution Notes
- Comm - Incident Data 2014
- Comm - MDC Vehicle Cross Reference
- Comm - Multi-Agency Incident Link
- Comm - Multi-Agency Problem Link
- Ed Services - Certifications
- Ed Services - PFF Training
- Facilities - Station Development Profiles
- Facilities - Work Orders
- Finance - AIMS Non-Payroll History
- Finance - AT Analysis
- Finance - CoEEces



me.